

EASY-VIEW DESTINATION TABLE and PAYOFF CHART


COL - Colorado

- ODD -	<u>REGION</u>	<u>NorthEast</u>	<u>CentralEast</u>	<u>SouthEast</u>	<u>CentralMountain</u>	<u>NorthMountain</u>	<u>West</u>	<u>SouthWest</u>	- ODD -
2	West	Julesburg	Colorado Springs	Texas	Baldwin	Hot Sulphur Springs	Steamboat Springs	Durango	2
3	SouthWest	Fort Morgan	Burlington	Boone	Crestone	Ward	Craig	Farmington	3
4	CentralEast	Longmont	Castle Rock	Trinidad	Salida	Central City	Glenwood Springs	Alamosa	4
5	CentralMountain	Boulder	Colorado Springs	Trinidad	Crested Butte	Fairplay	Montrose	Durango	5
6	CentralEast	Boulder	Colorado Springs	Lamar	Buena Vista	Fairplay	Carbondale	Telluride	6
7	SouthWest	Fort Collins	Colorado Springs	Texas	Gunnison	Central City	Points West	Ouray	7
8	SouthEast	Denver	Points East	Santa Fe	Canon City	Leadville	Aspen	Silverton	8
9	SouthEast	Denver	Points East	Pueblo	Cripple Creek	Leadville	Aspen	Silverton	9
10	SouthEast	Denver	Points East	Pueblo	Cripple Creek	Leadville	Aspen	Silverton	10
11	NorthEast	Denver	Points East	Pueblo	Cripple Creek	Leadville	Aspen	Silverton	11
12	NorthEast	Denver	Points East	Pueblo	Gunnison	Leadville	Aspen	Silverton	12

- EVEN -	<u>REGION</u>	<u>NorthEast</u>	<u>CentralEast</u>	<u>SouthEast</u>	<u>CentralMountain</u>	<u>NorthMountain</u>	<u>West</u>	<u>SouthWest</u>	- EVEN -
2	CentralMountain	Sterling	Colorado Springs	Walsenburg	Orient	Breckenridge	Steamboat Springs	Durango	2
3	CentralMountain	Littleton	Limon	Espanola	Lake City	Georgetown	Somerset	Pagosa Springs	3
4	NorthMountain	Cheyenne	Kit Carson	Trinidad	Westcliffe	Georgetown	Delta	Creede	4
5	NorthMountain	Cheyenne	Colorado Springs	Las Animas	Gunnison	Breckenridge	Grand Junction	Durango	5
6	NorthMountain	Cheyenne	Colorado Springs	La Junta	Pitkin	Breckenridge	Points West	Telluride	6
7	West	Greeley	Limon	Walsenburg	Westcliffe	Ward	Grand Junction	Rico	7
8	CentralMountain	Denver	Points East	Santa Fe	Canon City	Georgetown	Points West	Creede	8
9	NorthEast	Cheyenne	Points East	Pueblo	Cripple Creek	Leadville	Points West	Creede	9
10	NorthEast	Denver	Points East	Pueblo	Cripple Creek	Leadville	Aspen	Silverton	10
11	NorthEast	Denver	Points East	Pueblo	Cripple Creek	Georgetown	Aspen	Silverton	11
12	NorthEast	Sterling	Points East	Santa Fe	Crested Butte	Leadville	Steamboat Springs	Silverton	12

PRICE CHART

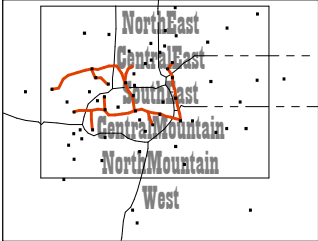
NE	NorthEast	AT+SF	Atchison, Topeka, and Santa Fe RR, \$36,000	DSP+P	Denver, South Park, and Pacific, \$42,000
CE	CentralEast	AV	Arkansas Valley, \$6,000	DT+FtW	Denver, Texas, and Fort Worth, \$8,000
SE	SouthEast	C+N	Colorado and Northwestern, \$12,000	F+CC	Florence and Cripple Creek, \$9,000
CM	CentralMountain	C+S	Colorado and Southern, \$16,000	GW	Great Western, \$4,000
NM	NorthMountain	CB+Q	Chicago, Burlington, and Quincy, \$16,000	H+S	Holly and Swink, \$4,000
WE	West	CC	Colorado Central, \$38,000	KDC	Kremmling/Dotsero Cutoff, \$3,000
SW	SouthWest	CM	Colorado Midland, \$29,000	KP	Kansas Pacific, \$12,000
		CRI+P	Chicago, Rock Island, and Pacific, \$12,000	MP	Missouri Pacific, \$13,000
		CS+CCD	Colorado Springs and Cripple Creek Distr, \$10,000	RG+SF	Rio Grande and Santa Fe, \$6,000
		D+RGn	Denver and Rio Grande (North), \$60,000	RGS	Rio Grande Southern, \$17,000
		D+RGs	Denver and Rio Grande (South), \$54,000	RGW	Rio Grande Western, \$27,000
		DL+NW	Denver, Longmont, and Northwestern, \$9,000	TSF+N	Texas, Sante Fe, and Northern, \$6,000
		DNW+P	Denver, Northwestern, and Pacific, \$14,000	UP	Union Pacific, \$15,000
		DP	Denver Pacific, \$15,000		




D+RGn

Denver and Rio Grande (North)

\$60,000



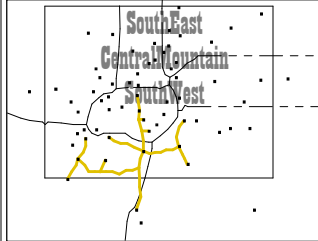
RBCOL 1




D+RGs

Denver and Rio Grande (South)

\$54,000



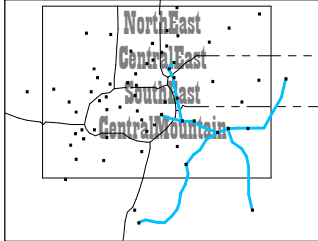
RBCOL 2




AT+SF

Atchison, Topeka, and Santa Fe RR

\$36,000



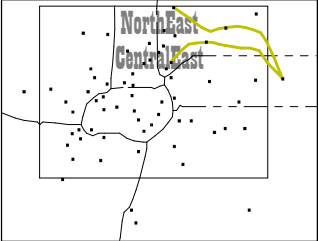
RBCOL 3




CB+Q

Chicago, Burlington, and Quincy

\$16,000



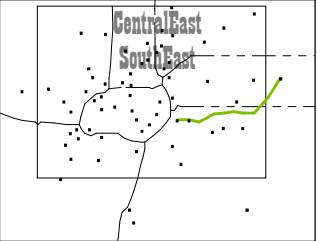
RBCOL 4




MP

Missouri Pacific

\$13,000



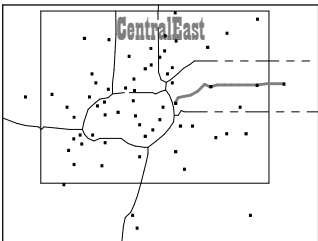
RBCOL 5




CRI+P

Chicago, Rock Island, and Pacific

\$12,000



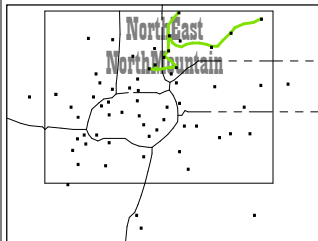
RBCOL 6




CC

Colorado Central

\$38,000



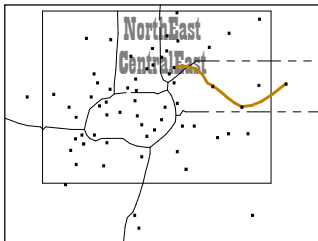
RBCOL 7



KP

Kansas Pacific

\$12,000



RBCOL 8

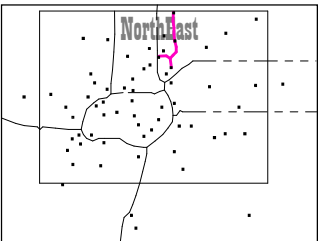
Denver Pacific Railway & Telegraph

DP


(1867-1878)

Denver Pacific

\$15,000



RBCOL 9



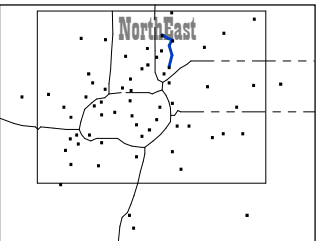
DL+NW

Denver, Laramie, & Northwestern

(1906-1912)

Denver, Longmont, and Northwestern

\$9,000



RBCOL 10

GW

Great Western

\$4,000

RBCOL 11

C+S

Colorado and Southern

\$16,000

RBCOL 12

AV

Arkansas Valley

\$6,000

RBCOL 13

H+S

Holly and Swink

\$4,000

RBCOL 14

DT+FW

Denver, Texas, and Fort Worth

\$8,000

RBCOL 15

C+N

Colorado and Northwestern

\$12,000

RBCOL 16

RG+SF

Rio Grande and Santa Fe

\$6,000

RBCOL 17

TSF+N

Texas, Santa Fe, and Northern

\$6,000

RBCOL 18

F+CC

Florence and Cripple Creek

\$9,000


RBCOL 19

CS+CCD

Colorado Springs and Cripple Creek Distr

\$10,000

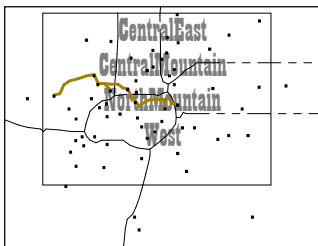
RBCOL 20



CM

Colorado Midland

\$29,000



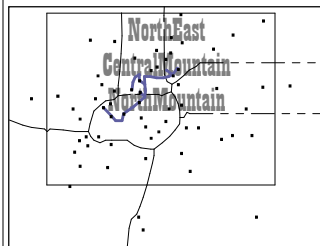
RBCOL 21



DSP+P

Denver, South Park, and Pacific

\$42,000



RBCOL 22

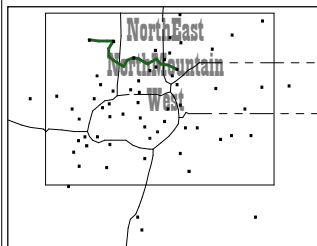
Denver, Northwestern, & Pacific Railway

DNW+P

(1872-1917)

Denver, Northwestern, and Pacific

\$14,000



RBCOL 23

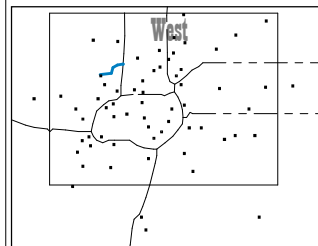
Kremmerling -Dotsero Cutoff

KDC

(1934)

Kremmling/Dotsero Cutoff

\$3,000



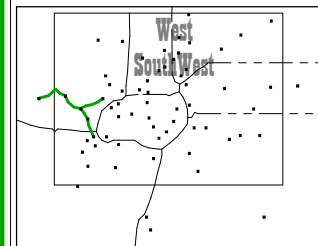
RBCOL 24



RGW

Rio Grande Western

\$27,000



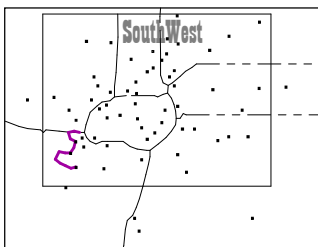
RBCOL 25



RGS

Rio Grande Southern

\$17,000



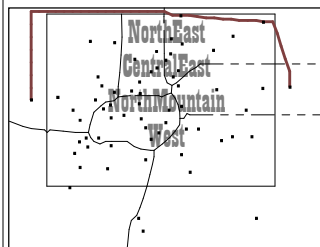
RBCOL 26



UP

Union Pacific

\$15,000



RBCOL 27